

SIERRA HD



GMC

WE ARE PROFESSIONAL GRADE

CONQUER
LIKE A PRO



VIEWER



PROFESSIONAL GRADE: TOW BIG OR GO HOME



The Sierra Heavy Duty is engineered to be stronger with maximum trailering capability and smarter with the Trailering features and the confidence they offer—when hooking up your trailer, while on the road, and when backing your trailer into place. Along with the other available innovations below, Sierra Heavy Duty is engineered for heavy-duty power, poise, and presence.

DENALI

DENALI

FEATURES

- LARGE GRILLE PROVIDES COOLER AIR TO THE 6.6L V-8 ENGINE
- INNOVATIVE SIX-FUNCTION GMC MULTIPRO TAILGATE
- OFF-ROAD SUSPENSION WITH RANCHO® SHOCKS AND SKID PLATES
- ADVANCED LIGHTING: HIGH-INTENSITY LED HEADLAMPS, LED TAIL LAMPS, WHEEL MOULDING ARCH LIGHTS, FOG LAMPS, AND CARGO BED LAMPS
- CHROME VERTICAL RECOVERY HOOKS
- (PXD) WHEEL-18 X 8.0, J, ALUMINUM, DESIGN 25 ON 2500 HD DENALI MODELS AND FOR THE FIRST TIME, ON 3500 HD DENALI SRW MODELS
- SPACIOUS CREW CAB FRONT HEADROOM AND LEGROOM
- PREMIUM LEATHER-APPOINTED SEATING
- BOSE™ AUDIO SYSTEM WITH RICHBASS WOOFER

VEHICLE USER INTERFACE IS A PRODUCT OF APPLE AND ITS TERMS AND PRIVACY STATEMENTS APPLY. REQUIRES COMPATIBLE IPHONE AND DATA PLAN RATES APPLY. APPLE CARPLAY IS A TRADEMARK OF APPLE INC. SIRI, IPHONE AND APPLE MUSIC ARE TRADEMARKS FOR APPLE INC, REGISTERED IN THE U.S. AND OTHER COUNTRIES.

VEHICLE USER INTERFACE IS A PRODUCT OF GOOGLE AND ITS TERMS AND PRIVACY STATEMENTS APPLY. REQUIRES THE ANDROID AUTO APP ON GOOGLE PLAY AND A COMPATIBLE ANDROID SMARTPHONE. DATA PLAN RATES APPLY. ANDROID AUTO IS A TRADEMARK OF GOOGLE LLC.

DUE TO GLOBAL SEMI-CONDUCTOR SUPPLY SHORTAGES, GM VEHICLES MAY NOT HAVE SOME STANDARD FEATURES AND OPTIONS. PLEASE CHECK WITH YOUR LOCAL GMC DEALER TO CONFIRM THE VEHICLE'S SPECIFICATIONS PRIOR TO PURCHASE. VEHICLES NOT EQUIPPED WITH AUTOMATIC STOP/START WILL BE LESS FUEL EFFICIENT..



DENALI

DENALI

FEATURES

ADVANCED SAFETY FEATURES

- LANE CHANGE ALERT WITH SIDE BLIND ZONE ALERT
- AUTOMATIC EMERGENCY BRAKING
- HIGH-DEFINITION SURROUND VISION
- REAR CAMERA MIRROR AND BED VIEW CAMERA
- MULTICOLOUR 15" DIAGONAL HEAD-UP DISPLAY
- HIGH-DEFINITION REAR VISION CAMERA
- SAFETY ALERT SEAT
- LANE DEPARTURE WARNING
- FORWARD COLLISION ALERT
- INTELLIBEAM HEADLAMPS
- AVAILABLE SIDE ACTIVE SAFETY-OBSTACLE DETECTION ENHANCED
- AVAILABLE FRONT AND REAR PARK ASSIST
- AVAILABLE REAR CROSS-TRAFFIC ALERT

SAFETY FEATURES ARE NO SUBSTITUTE FOR THE DRIVER'S RESPONSIBILITY TO OPERATE THE VEHICLE IN A SAFE MANNER. THE DRIVER SHOULD REMAIN ATTENTIVE TO TRAFFIC, SURROUNDINGS AND ROAD CONDITIONS AT ALL TIMES. READ THE OWNER'S MANUAL FOR MORE IMPORTANT SAFETY INFORMATION.

DUE TO GLOBAL SEMI-CONDUCTOR SUPPLY SHORTAGES, GM VEHICLES MAY NOT HAVE SOME STANDARD FEATURES AND OPTIONS. PLEASE CHECK WITH YOUR LOCAL GMC DEALER TO CONFIRM THE VEHICLE'S SPECIFICATIONS PRIOR TO PURCHASE. VEHICLES NOT EQUIPPED WITH AUTOMATIC STOP/START WILL BE LESS FUEL EFFICIENT..



DENALI


W
A
N
E
D

5

EXTERIOR




DENALI



DENALI

DENALI



DENALI

INTERIOR

Finely crafted materials and attention to every detail includes perforated Forge leather-appointed seating, authentic open-pore ash wood, brushed aluminum trim, and chrome accents.

DARK WALNUT/DARK ASH GRAY FORGE PERFORATED LEATHER

DUE TO GLOBAL SEMI-CONDUCTOR SUPPLY SHORTAGES, GM VEHICLES MAY NOT HAVE SOME STANDARD FEATURES AND OPTIONS. PLEASE CHECK WITH YOUR LOCAL GMC DEALER TO CONFIRM THE VEHICLE'S SPECIFICATIONS PRIOR TO PURCHASE. VEHICLES NOT EQUIPPED WITH AUTOMATIC STOP/START WILL BE LESS FUEL EFFICIENT.



DARK WALNUT/DARK ASH GRAY FORGE PERFORATED LEATHER

DENALI

DENALI

ENGINEERED WITH “ALL OF THE ABOVE”

Sierra HD SLT is all about capability—doing more with more. Inside, you’ll find the cabin roomier, and your driving position elevated with a taller, more commanding view than in previous generations. To haul more, the roll-formed high-strength steel bed provides the cargo volume you need in all configurations—max cargo capacity ranges from 1,968 liters (standard bed) to 2,367 liters (long bed). Digital Variable Steering Assist improves maneuverability and the available 2-speed Autotrac transfer case allows you to select the ideal 4x4 mode for specific on- and off-road conditions. Powering all of this is the standard direct-injected 6.6L gas V8 engine with 401 hp, 629 N-m of torque, and a 6-speed automatic transmission..



SLE/SLT

PRO/SLE/SLT

FEATURES

- 6.6L GAS V8 ENGINE WITH 6-SPEED AUTOMATIC TRANSMISSION
- INNOVATIVE SIX-FUNCTION GMC MULTIPRO TAILGATE
- ADVANCED TRAILERING FEATURES
- TRACTION SELECT SYSTEM WITH AVAILABLE OFF-ROAD AND TOW/HAUL MODES
- PREMIUM GMC INFOTAINMENT SYSTEM WITH CUSTOMIZABLE USER PROFILES AND 8" DIAGONAL COLOUR TOUCH-SCREEN
- HEATED, 10-WAY POWER LEATHER-APPOINTED FRONT SEATS

ADVANCED SAFETY FEATURES

- LANE CHANGE ALERT WITH SIDE BLIND ZONE ALERT
- AUTOMATIC EMERGENCY BRAKING
- HIGH-DEFINITION SURROUND VISION
- REAR CAMERA MIRROR AND BED VIEW CAMERA
- MULTICOLOUR 15" DIAGONAL HEAD-UP DISPLAY
- HIGH-DEFINITION REAR VISION CAMERA
- SAFETY ALERT SEAT
- LANE DEPARTURE WARNING
- FORWARD COLLISION ALERT
- INTELLIBEAM HEADLAMPS
- AVAILABLE SIDE ACTIVE SAFETY-OBSTACLE DETECTION ENHANCED
- AVAILABLE FRONT AND REAR PARK ASSIST
- AVAILABLE REAR CROSS-TRAFFIC ALERT



SLE/SLT


PRO/SLT

4

EXTERIOR



PRO




PRO

5

EXTERIOR




SLE




EMIS

6

EXTERIOR



SLT




TR5

7

EXTERIOR



SLE/SLT



PRO/SLE/SLT




INTERIOR

We know you'll be spending a lot of time in your Sierra SLE/SLT, so this is your opportunity to select the authentic materials, perforated leather appointments and colours to personalize your Sierra.

- DARK WALNUT SLATE / CLOTH
- DARK WALNUT / SLATE LEATHER-APPOINTED
- DARK WALNUT / SLATE PERFORATED LEATHER-APPOINTED

DUE TO GLOBAL SEMI-CONDUCTOR SUPPLY SHORTAGES, GM VEHICLES MAY NOT HAVE SOME STANDARD FEATURES AND OPTIONS. PLEASE CHECK WITH YOUR LOCAL GMC DEALER TO CONFIRM THE VEHICLE'S SPECIFICATIONS PRIOR TO PURCHASE. VEHICLES NOT EQUIPPED WITH AUTOMATIC STOP/START WILL BE LESS FUEL EFFICIENT..



SLE/SLT

PRO/SLE/SLT

**CONQUER
LIKE A PRO**



GMC

WE ARE PROFESSIONAL GRADE